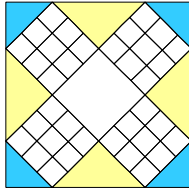


Setting and Corner Triangles

Below is the formula for calculating the square size to cut for both setting and corner triangles in an on-point quilt.

NOTE: If the quilt is sashed then add the sash width to the finished block size measurement.



Setting Triangles

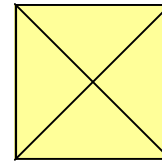
Calculation:

Sash width _____
 + Finished block size _____
 = Total finished size _____

1. Total finished size x 1.414 = finished length of triangle's longest side
2. Finished length + 1.25 = unfinished block size
3. Round up to nearest 1/8" = cut square size.

Example for 12" blocks

1. $12 \times 1.414 = 16.968$
2. $16.968 + 1.25 = 18.218$
3. 18.218 rounded = $18.25 = 18 \frac{1}{4}$ " cut square size



Corner Triangles

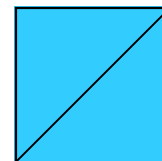
Calculation:

Sash width x 2 _____
 + Finished block size _____
 = Total finished size _____

1. Total finished size \div 1.414 = finished diagonal
2. Finished diagonal + 0.875 = unfinished block size
3. Round up to nearest 1/8" = cut square size.

Example for 12" blocks

1. $12 \div 1.414 = 8.487$
2. $8.487 + 0.875 = 9.362$
3. 9.362 rounded = $9.375 = 9 \frac{3}{8}$ " cut square size



See table calculations on next page.

Instructions & illustrations © 2009 Kathryn Wilson Tucker — Next Step Quilt Designs. These instructions can be copied in their entirety for personal use or for class use by teachers. Written permission is required for any other use.

Setting and Corner Triangles Table

Total Finished Size	Setting Triangles Calculation	Setting Triangles Cut Square Size	Corner Triangles Calculation	Corner Triangles Cut Square Size
3"	5.492	5 1/2"	2.997	3"
4"	6.906	7"	3.704	3 3/4"
5"	8.320	8 3/8"	4.411	4 1/2"
6"	9.734	9 3/4"	5.118	5 1/8"
7"	11.148	11 1/4"	5.825	5 7/8"
8"	12.562	12 5/8"	6.533	6 5/8"
9"	13.976	14"	7.240	7 1/4"
10"	15.390	15 1/2"	7.947	8"
11"	16.804	16 7/8"	8.654	8 3/4"
12"	18.218	18 1/4"	9.362	9 3/8"
13"	19.632	19 3/4"	10.069	10 1/8"
14"	21.046	21 1/8"	10.776	10 7/8"
15"	22.460	22 1/2"	11.483	11 1/2"
16"	23.874	23 7/8"	12.190	12 1/4"
17"	25.288	25 3/8"	12.898	13"
18"	26.702	26 3/4"	13.605	13 5/8"
19"	28.116	28 1/8"	14.312	14 3/8"
20"	29.530	29 5/8"	15.019	15 1/8"
21"	30.944	31"	15.726	15 3/4"
22"	32.358	32 3/8"	16.434	16 1/2"
23"	33.772	33 7/8"	17.141	17 1/4"
24"	35.186	35 1/4"	17.848	17 7/8"

Instructions & illustrations © 2009 Kathryn Wilson Tucker — Next Step Quilt Designs. These instructions can be copied in their entirety for personal use or for class use by teachers. Written permission is required for any other use.