

# Drunkards Path Table Runner

35 1/2" x 29 1/2"


Kathryn Wilson Tucker © 2011 Next Step Quilt Designs

**Light - 1 yd**

**Cut:** 4 - 1" strips  
80 quarter circles using the pattern provided or a 3" finished drunkards path template

**Dark - 1 1/2 yds**


**Cut:** 8 - 2 1/2" strips  
80 quarter squares using the pattern provided or a 3" finished drunkards path template

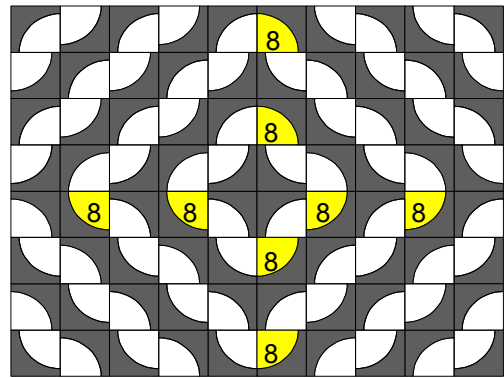


## Procedure:


1. Sew One quarter circle and quarter square together. Make 80.
2. Press Eight to the light and the remaining Seventy-Two (72) to the dark.




3. Layout all Eighty (80) step 2 units in an 8x10 grid as shown. **NOTE:** the squares marked with '8'  are the units that were pressed to the light. Sew together.



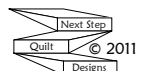
4. Measure top from top to bottom in the middle. \_\_\_\_\_ Cut Two 1" light strips this measurement. Sew a strip each side of top.
5. Measure top from side to side in the middle. \_\_\_\_\_ Cut Two 1" light strips this measurement. Sew a strip to the top and bottom of top.

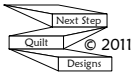


6. Measure top from top to bottom in the middle. \_\_\_\_\_ Cut Two 2 1/2" dark strips this measurement. Sew a strip to each side of top.
7. Measure top from side to side in the middle. \_\_\_\_\_ Cut Two 2 1/2" dark strips this measurement. Sew a strip to the top and bottom of top.



## Layer Label Quilt & Bind





# Drunkards Path Table Runner

35 1/2" x 29 1/2"

Kathryn Wilson Tucker © 2011 Next Step Quilt Designs

